

Home Learning Student Sign In Codes

MmeMichelle2022

Each student has a unique Home Learning Code to access Seesaw. When signing in with their Home Learning Code, students can post to their journal, respond to activities, and view class announcements. Students do not see the work of any other student in the class.

The codes expire after 365 days on **November 17, 2023**. You can generate new codes at any time.

Teacher Instructions

1. Print or download the Home Learning Codes.
2. Give each student their code. There is one code for each student in your class.
3. **Never share codes on social media or another public forum. Instruct students to keep their code safe like they keep their passwords safe.**

Need Home Learning Tips?

Go to <https://web.seesaw.me/home-learning> for step-by-step instructions and lesson ideas.

How Do Students Use Their Home Learning Code?

1. Students go to <https://app.seesaw.me> on a computer. Or install the Seesaw Class App on an iOS or Android device.
2. Students tap "I'm a Student".
3. Students scan their code using Seesaw's built-in QR code reader or type in their text code to access their Seesaw account.

Sample Email Instructions for Students or Families

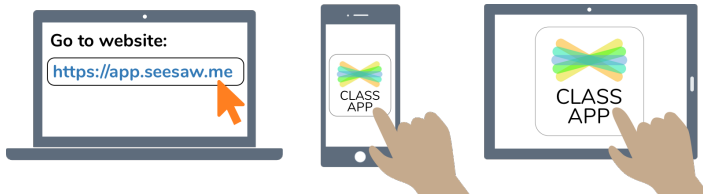
Students and families, we will be using Seesaw for home learning. Please sign in with your Home Learning code following the steps below:

1. Go to <https://web.seesaw.me> on a computer. Or install the Seesaw **Class** iOS or Android app.
2. Tap "I'm a Student".
3. Scan or type in your Home Learning code.
4. Post to your journal, respond to activities, and view class announcements.
5. Remember, this code is like a password. Keep it safe!

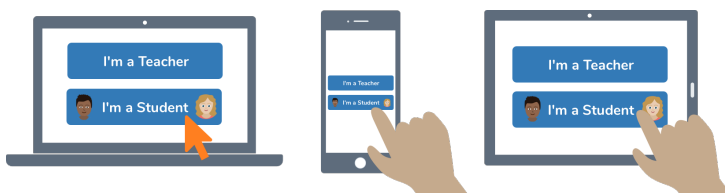


Arielle's Home Learning Code

1. Go to <https://app.seesaw.me> on a computer. Or install the Seesaw **Class App** on an iOS or Android device.



2. Choose "I'm a Student".



3. Scan this code using Seesaw's built-in QR code scanner. Or type in these letters to access your Seesaw account: **VLDG DEOK FIGY FTVV**



Ask your teacher for a new code after November 17, 2023.

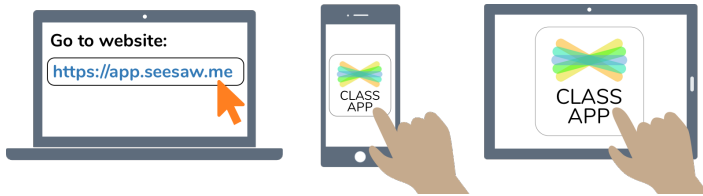
This code is a password. If you have this code, you can access this account. Do not post codes on social media or in any publicly accessible place on the Internet!

Ver las instrucciones en español en: <https://web.seesaw.me/espanol>




Cayden's Home Learning Code


1. Go to <https://app.seesaw.me> on a computer. Or install the Seesaw **Class App** on an iOS or Android device.



2. Choose "I'm a Student".



3. Scan this code using Seesaw's built-in QR code scanner. Or type in these letters to access your Seesaw account: **QKSM ELGH ZWRZ BWQQ**



Ask your teacher for a new code after November 17, 2023.

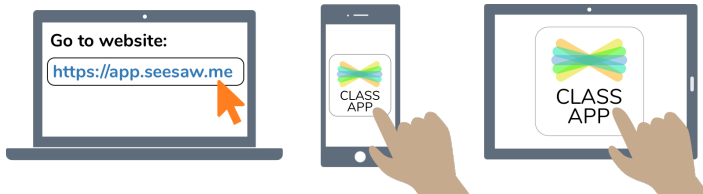
This code is a password. If you have this code, you can access this account. Do not post codes on social media or in any publicly accessible place on the Internet!

Ver las instrucciones en español en: <https://web.seesaw.me/espanol>



Chloe Y's Home Learning Code

1. Go to <https://app.seesaw.me> on a computer. Or install the Seesaw **Class App** on an iOS or Android device.



2. Choose "I'm a Student".



3. Scan this code using Seesaw's built-in QR code scanner. Or type in these letters to access your Seesaw account: **AECY KHMA PJLQ PQKO**



Ask your teacher for a new code after November 17, 2023.

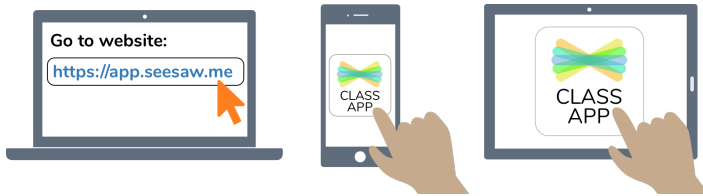
This code is a password. If you have this code, you can access this account. Do not post codes on social media or in any publicly accessible place on the Internet!

Ver las instrucciones en español en: <https://web.seesaw.me/espanol>




Chloé F-T's Home Learning Code

1. Go to <https://app.seesaw.me> on a computer. Or install the Seesaw **Class App** on an iOS or Android device.



2. Choose "I'm a Student".



3. Scan this code using Seesaw's built-in QR code scanner. Or type in these letters to access your Seesaw account: **SCYJ JQEP WORA CJUZ**



Ask your teacher for a new code after November 17, 2023.

This code is a password. If you have this code, you can access this account. Do not post codes on social media or in any publicly accessible place on the Internet!

Ver las instrucciones en español en: <https://web.seesaw.me/espanol>



Daniel SP's Home Learning Code

1. Go to <https://app.seesaw.me> on a computer. Or install the Seesaw **Class App** on an iOS or Android device.



2. Choose "I'm a Student".



3. Scan this code using Seesaw's built-in QR code scanner. Or type in these letters to access your Seesaw account: **UPAV XXHQ UNTD GKJI**



Ask your teacher for a new code after November 17, 2023.

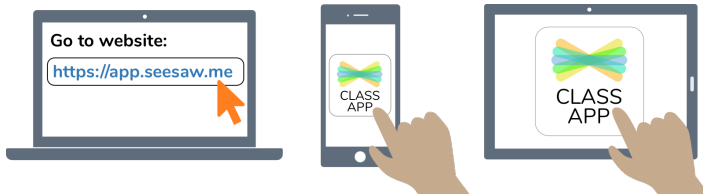
This code is a password. If you have this code, you can access this account. Do not post codes on social media or in any publicly accessible place on the Internet!

Ver las instrucciones en español en: <https://web.seesaw.me/espanol>




Daniel T-G's Home Learning Code


1. Go to <https://app.seesaw.me> on a computer. Or install the Seesaw **Class App** on an iOS or Android device.



2. Choose "I'm a Student".



3. Scan this code using Seesaw's built-in QR code scanner. Or type in these letters to access your Seesaw account: **BDUJ LPGX NORT LCDD**



Ask your teacher for a new code after November 17, 2023.

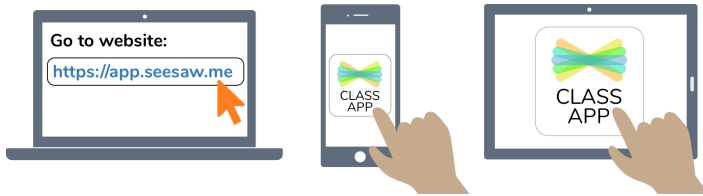
This code is a password. If you have this code, you can access this account. Do not post codes on social media or in any publicly accessible place on the Internet!

Ver las instrucciones en español en: <https://web.seesaw.me/espanol>




Dominic's Home Learning Code


1. Go to <https://app.seesaw.me> on a computer. Or install the Seesaw **Class App** on an iOS or Android device.



2. Choose "I'm a Student".



3. Scan this code using Seesaw's built-in QR code scanner. Or type in these letters to access your Seesaw account: **EUMN NIDM KEVL FXDE**



Ask your teacher for a new code after November 17, 2023.

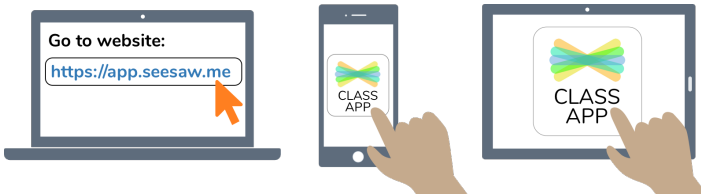
This code is a password. If you have this code, you can access this account. Do not post codes on social media or in any publicly accessible place on the Internet!

Ver las instrucciones en español en: <https://web.seesaw.me/espanol>

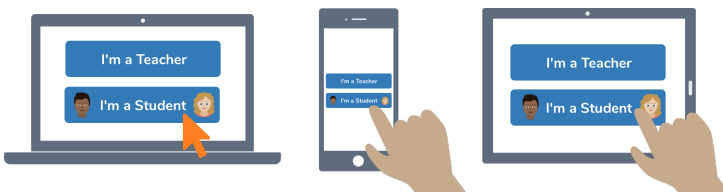


Elijah's Home Learning Code

1. Go to <https://app.seesaw.me> on a computer. Or install the Seesaw **Class App** on an iOS or Android device.



2. Choose "I'm a Student".



3. Scan this code using Seesaw's built-in QR code scanner. Or type in these letters to access your Seesaw account: **DUZU MVAK OMGX QYKE**



Ask your teacher for a new code after November 17, 2023.

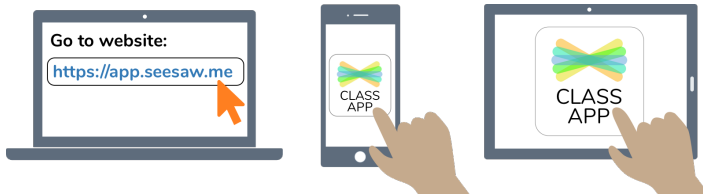
This code is a password. If you have this code, you can access this account. Do not post codes on social media or in any publicly accessible place on the Internet!

Ver las instrucciones en español en: <https://web.seesaw.me/espanol>




Elisha's Home Learning Code


1. Go to <https://app.seesaw.me> on a computer. Or install the Seesaw **Class App** on an iOS or Android device.



2. Choose "I'm a Student".



3. Scan this code using Seesaw's built-in QR code scanner. Or type in these letters to access your Seesaw account: **URVX EZUH PIPQ YACL**



Ask your teacher for a new code after November 17, 2023.

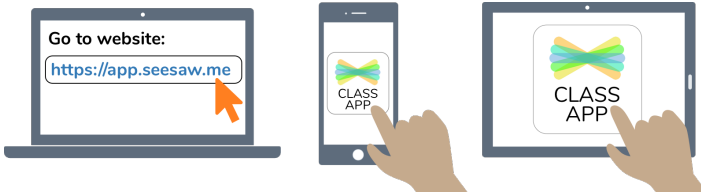
This code is a password. If you have this code, you can access this account. Do not post codes on social media or in any publicly accessible place on the Internet!

Ver las instrucciones en español en: <https://web.seesaw.me/espanol>

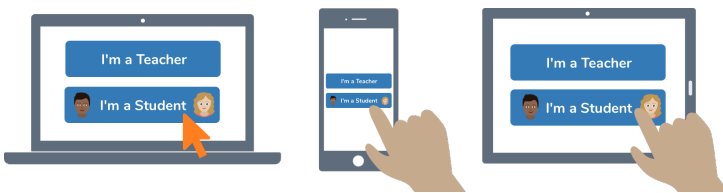


Eliyakim's Home Learning Code

1. Go to <https://app.seesaw.me> on a computer. Or install the Seesaw **Class App** on an iOS or Android device.



2. Choose "I'm a Student".



3. Scan this code using Seesaw's built-in QR code scanner. Or type in these letters to access your Seesaw account: **YWCW CZLJ NAGT ODHL**



Ask your teacher for a new code after November 17, 2023.

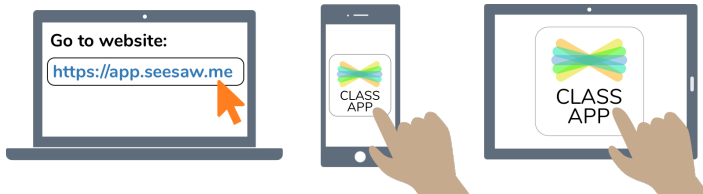
This code is a password. If you have this code, you can access this account. Do not post codes on social media or in any publicly accessible place on the Internet!

Ver las instrucciones en español en: <https://web.seesaw.me/espanol>



Emma's Home Learning Code

1. Go to <https://app.seesaw.me> on a computer. Or install the Seesaw **Class App** on an iOS or Android device.



2. Choose "I'm a Student".



3. Scan this code using Seesaw's built-in QR code scanner. Or type in these letters to access your Seesaw account: **OOSW OPKD EQJQ EQPJ**



Ask your teacher for a new code after November 17, 2023.

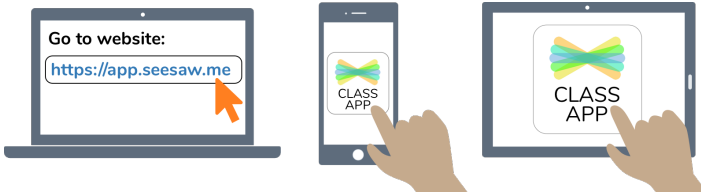
This code is a password. If you have this code, you can access this account. Do not post codes on social media or in any publicly accessible place on the Internet!

Ver las instrucciones en español en: <https://web.seesaw.me/espanol>

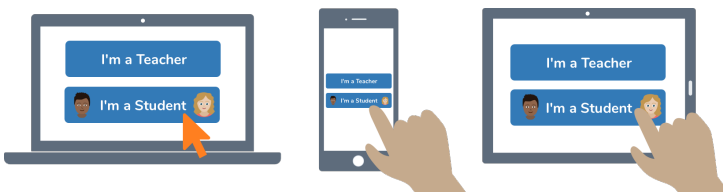


Gordon's Home Learning Code

1. Go to <https://app.seesaw.me> on a computer. Or install the Seesaw **Class App** on an iOS or Android device.



2. Choose "I'm a Student".



3. Scan this code using Seesaw's built-in QR code scanner. Or type in these letters to access your Seesaw account: **ZAWX FIRH KCVU ZBZU**



Ask your teacher for a new code after November 17, 2023.

This code is a password. If you have this code, you can access this account. Do not post codes on social media or in any publicly accessible place on the Internet!

Ver las instrucciones en español en: <https://web.seesaw.me/espanol>



Jacob's Home Learning Code

1. Go to <https://app.seesaw.me> on a computer. Or install the Seesaw **Class App** on an iOS or Android device.



2. Choose "I'm a Student".



3. Scan this code using Seesaw's built-in QR code scanner. Or type in these letters to access your Seesaw account: **IRTK WQHJ YALA VXRV**



Ask your teacher for a new code after November 17, 2023.

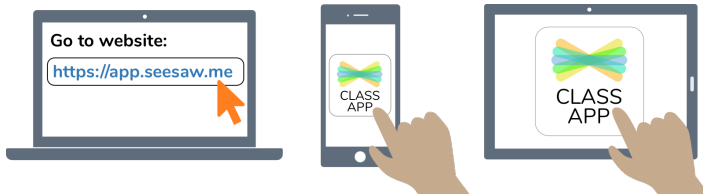
This code is a password. If you have this code, you can access this account. Do not post codes on social media or in any publicly accessible place on the Internet!

Ver las instrucciones en español en: <https://web.seesaw.me/espanol>




Juliet's Home Learning Code


1. Go to <https://app.seesaw.me> on a computer. Or install the Seesaw **Class App** on an iOS or Android device.



2. Choose "I'm a Student".



3. Scan this code using Seesaw's built-in QR code scanner. Or type in these letters to access your Seesaw account: **FCJQ BBAZ ISRM KRDB**



Ask your teacher for a new code after November 17, 2023.

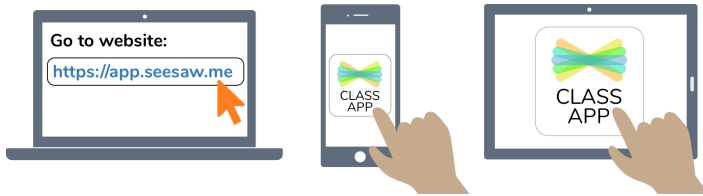
This code is a password. If you have this code, you can access this account. Do not post codes on social media or in any publicly accessible place on the Internet!

Ver las instrucciones en español en: <https://web.seesaw.me/espanol>




Justice's Home Learning Code


1. Go to <https://app.seesaw.me> on a computer. Or install the Seesaw **Class App** on an iOS or Android device.



2. Choose "I'm a Student".



3. Scan this code using Seesaw's built-in QR code scanner. Or type in these letters to access your Seesaw account: **LJXD XCOA XRUM YEDU**



Ask your teacher for a new code after November 17, 2023.

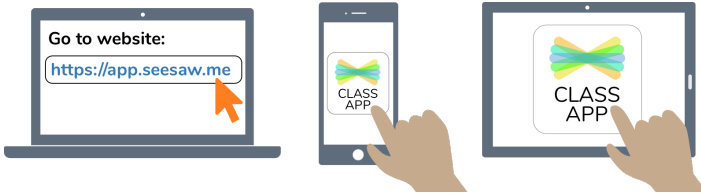
This code is a password. If you have this code, you can access this account. Do not post codes on social media or in any publicly accessible place on the Internet!

Ver las instrucciones en español en: <https://web.seesaw.me/espanol>

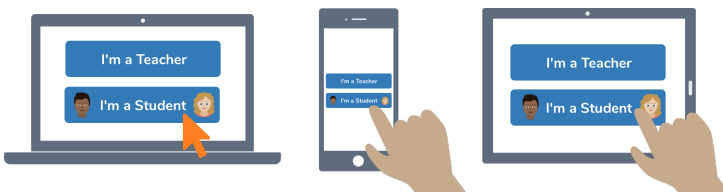


Karys's Home Learning Code


1. Go to <https://app.seesaw.me> on a computer. Or install the Seesaw **Class App** on an iOS or Android device.



2. Choose "I'm a Student".



3. Scan this code using Seesaw's built-in QR code scanner. Or type in these letters to access your Seesaw account: **PWUC XKNU INOI DHVL**



Ask your teacher for a new code after November 17, 2023.

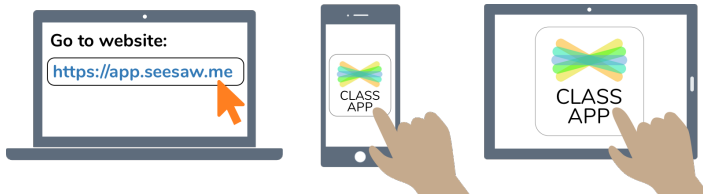
This code is a password. If you have this code, you can access this account. Do not post codes on social media or in any publicly accessible place on the Internet!

Ver las instrucciones en español en: <https://web.seesaw.me/espanol>

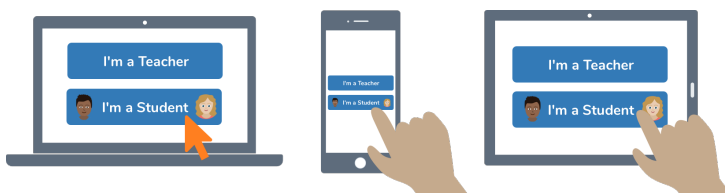


Maya's Home Learning Code

1. Go to <https://app.seesaw.me> on a computer. Or install the Seesaw **Class App** on an iOS or Android device.



2. Choose "I'm a Student".



3. Scan this code using Seesaw's built-in QR code scanner. Or type in these letters to access your Seesaw account: **KESO EYBJ JVRT ZYZP**



Ask your teacher for a new code after November 17, 2023.

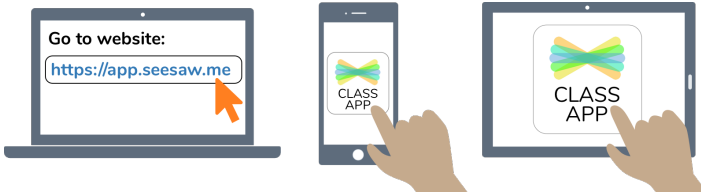
This code is a password. If you have this code, you can access this account. Do not post codes on social media or in any publicly accessible place on the Internet!

Ver las instrucciones en español en: <https://web.seesaw.me/espanol>

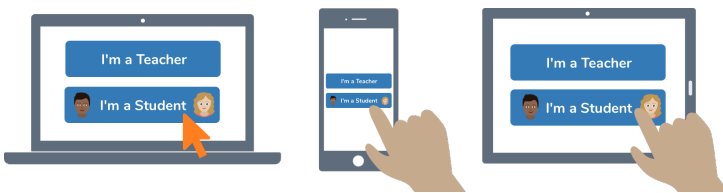


Mehdy's Home Learning Code

1. Go to <https://app.seesaw.me> on a computer. Or install the Seesaw **Class App** on an iOS or Android device.



2. Choose "I'm a Student".



3. Scan this code using Seesaw's built-in QR code scanner. Or type in these letters to access your Seesaw account: **FHSD WHXY UJXI AVRI**



Ask your teacher for a new code after November 17, 2023.

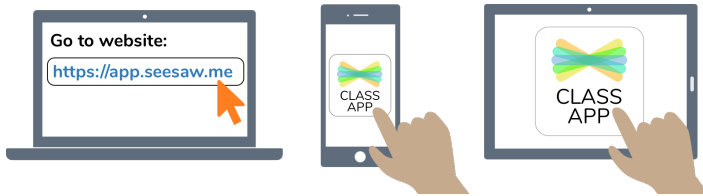
This code is a password. If you have this code, you can access this account. Do not post codes on social media or in any publicly accessible place on the Internet!

Ver las instrucciones en español en: <https://web.seesaw.me/espanol>




Melantha's Home Learning Code


1. Go to <https://app.seesaw.me> on a computer. Or install the Seesaw **Class App** on an iOS or Android device.



2. Choose "I'm a Student".



3. Scan this code using Seesaw's built-in QR code scanner. Or type in these letters to access your Seesaw account: **FUNW ESYU LWCN CFGZ**



Ask your teacher for a new code after November 17, 2023.

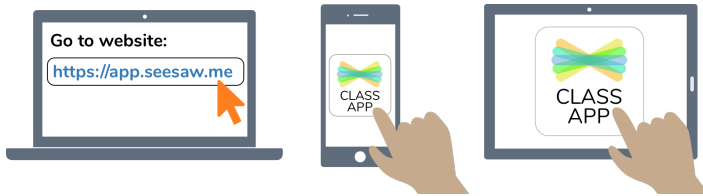
This code is a password. If you have this code, you can access this account. Do not post codes on social media or in any publicly accessible place on the Internet!

Ver las instrucciones en español en: <https://web.seesaw.me/espanol>




MmeMichelle's Home Learning Code


1. Go to <https://app.seesaw.me> on a computer. Or install the Seesaw **Class App** on an iOS or Android device.



2. Choose "I'm a Student".



3. Scan this code using Seesaw's built-in QR code scanner. Or type in these letters to access your Seesaw account: **DMYG OCJG DIGV CUZB**



Ask your teacher for a new code after November 17, 2023.

This code is a password. If you have this code, you can access this account. Do not post codes on social media or in any publicly accessible place on the Internet!

Ver las instrucciones en español en: <https://web.seesaw.me/espanol>



Monique's Home Learning Code

1. Go to <https://app.seesaw.me> on a computer. Or install the Seesaw **Class App** on an iOS or Android device.



2. Choose "I'm a Student".



3. Scan this code using Seesaw's built-in QR code scanner. Or type in these letters to access your Seesaw account: **XIUN ROUA STAH JVWX**



Ask your teacher for a new code after November 17, 2023.

This code is a password. If you have this code, you can access this account. Do not post codes on social media or in any publicly accessible place on the Internet!

Ver las instrucciones en español en: <https://web.seesaw.me/espanol>

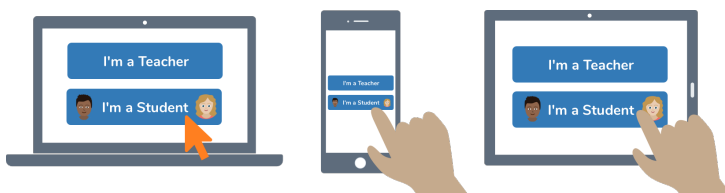


Muriel's Home Learning Code

1. Go to <https://app.seesaw.me> on a computer. Or install the Seesaw **Class App** on an iOS or Android device.



2. Choose "I'm a Student".



3. Scan this code using Seesaw's built-in QR code scanner. Or type in these letters to access your Seesaw account: **RKGO CYJC GMBM TZOU**



Ask your teacher for a new code after November 17, 2023.

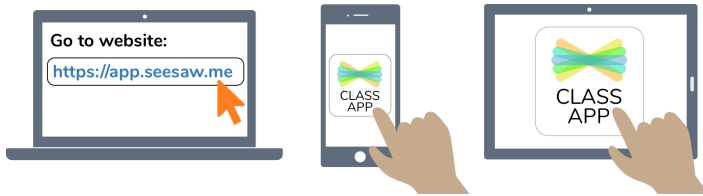
This code is a password. If you have this code, you can access this account. Do not post codes on social media or in any publicly accessible place on the Internet!

Ver las instrucciones en español en: <https://web.seesaw.me/espanol>




Niku's Home Learning Code

1. Go to <https://app.seesaw.me> on a computer. Or install the Seesaw **Class App** on an iOS or Android device.



2. Choose "I'm a Student".



3. Scan this code using Seesaw's built-in QR code scanner. Or type in these letters to access your Seesaw account: **CQXB WVBK TEMH IWDV**



Ask your teacher for a new code after November 17, 2023.

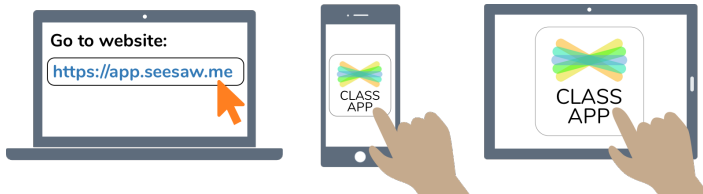
This code is a password. If you have this code, you can access this account. Do not post codes on social media or in any publicly accessible place on the Internet!

Ver las instrucciones en español en: <https://web.seesaw.me/espanol>



Owen's Home Learning Code

1. Go to <https://app.seesaw.me> on a computer. Or install the Seesaw **Class App** on an iOS or Android device.



2. Choose "I'm a Student".



3. Scan this code using Seesaw's built-in QR code scanner. Or type in these letters to access your Seesaw account: **QRKZ ASYD NBLZ QHMX**



Ask your teacher for a new code after November 17, 2023.

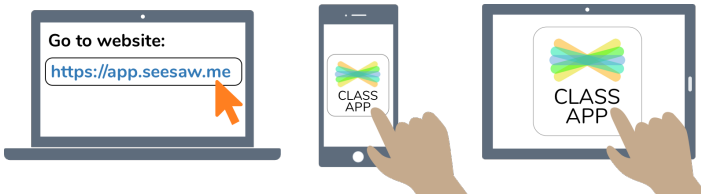
This code is a password. If you have this code, you can access this account. Do not post codes on social media or in any publicly accessible place on the Internet!

Ver las instrucciones en español en: <https://web.seesaw.me/espanol>

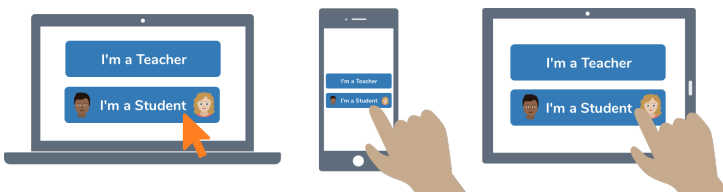


Zev's Home Learning Code

1. Go to <https://app.seesaw.me> on a computer. Or install the Seesaw **Class App** on an iOS or Android device.



2. Choose "I'm a Student".



3. Scan this code using Seesaw's built-in QR code scanner. Or type in these letters to access your Seesaw account: **DAAS DRJR VICE KEWQ**



Ask your teacher for a new code after November 17, 2023.

This code is a password. If you have this code, you can access this account. Do not post codes on social media or in any publicly accessible place on the Internet!

Ver las instrucciones en español en: <https://web.seesaw.me/espanol>